

# WINPRO & CASCADE SERIES

Shedding Light on Innovation



CASCADE  
W I N D O W S

FRAMING LIFE'S MOMENTS.™

# WinPro & Cascade Series Windows

## WINDOWS YOU CAN TRUST

**Cascade Windows puts life in the best light. We have built our reputation on superior performance, style and value.**

Since 1989, homeowners and builders have turned to Cascade Windows for the best design, energy efficient and cost effective windows available.

Innovation is integral to our success. The window experts at Cascade carefully craft each product with specific features that result in beauty you can see, and year-round comfort you can feel.

Choose from one of our distinctive product lines, or even combine styles and features to achieve the perfect look and structural integrity for your specific new construction or remodeling project.

Let Cascade Windows frame your life's moments affordably, with beauty and technical innovation.

## DESIGNED TO PERFECTION

Cascade Windows engineers keep two goals in mind at all times, and excel at both: Developing an intelligently designed product, and making sure it brings exceptional value to our customers.

### MAINFRAME

Our standard window mainframes feature a wide 3 1/4" frame depth with fusion-welded corners. This gives you beautiful, distinctive shadow lines and improved window stability. When the applications require, Cascade also offers a 2 3/4" frame depth for replacement windows, and 3" frame for stucco/new construction.



### CELCON® ROLLERS

Unightly frame markings are a thing of the past. Enjoy years of opening and closing your slider windows blemish-free thanks to our unique Celcon rollers mounted on stainless steel axles.

### REINFORCED MEETING RAILS

The meeting rails on many of our single-hung and slider windows are reinforced with steel. This steel reinforcement provides rigidity to enhance structural integrity and forms a secure and stable platform for locking hardware.

### COMBINATION UNITS

Cascade offers a wide selection of window combination units, bringing design flexibility, functionality and creativity to any window project.

## FRAMES BUILT TO LAST

### Construction

Heavy, multi-chambered frame

### Stability

Set-back fixed glass

### Protection


Double weather-stripping

### Strength

Reinforced meeting rails

### Integrity

Fusion-welded corners



### LIFETIME LIMITED WARRANTY

*Rest assured knowing your windows are designed and manufactured to last, as long as you own your home. This commitment is backed by Cascade's lifetime limited warranty – a warranty that includes product and labor protection as well as limited transferability. For details, please see your Cascade Windows representative.*

## WINDOW STYLES



Single-Hung + Picture + Single-Hung



Picture + Shaped Picture + Picture



Picture



Accent + Picture

# CASCADE

## CASCADE SERIES

### OUR SIGNATURE LINE

Architects, homeowners and building professionals can all appreciate the Cascade Series. This innovatively designed line blends classic looks with solid structural integrity and additional features.

Enhance your custom home or commercial project with the classic, traditional styling of our signature Cascade Series. This line is built structurally sound and requires surprisingly little maintenance.

### DISTINCTIVE LOOKS

The Cascade Series offers a distinctive appearance normally associated with wood windows. They feature a fixed sash, giving the window true visual balance.

### DEPTH

The fixed sash unit is set back from the outside of the frame, offering the depth and sight lines of traditional wood windows. The frames of the Cascade Series' picture, casement and awning windows provide the same consistent look.

### HARDWARE

Cascade Series sliders and single-hung windows feature AutoLocking hardware. Cascade casement windows feature multipoint locks and smooth operating handles. The Cascade door features an upgraded heavy-duty screen and a secondary lock. Security is built into the Cascade Series.

### PERFORMANCE

†STRUCTURAL VALUES	Structural Rating	Test	Operation
C9100 Horizontal Slider	HS-C35	72 × 60	XO
C9130 Horizontal Slider (3-panel)	HS-C30 HS-LC25	120 × 60 120 × 72	XOX XOX
C9200 Single Hung	H-LC30	48 × 96	X
9501 Picture Unit	F-LC30 F-LC25	96 × 60 96 × 72	O O
9300 Casement	C-C50 C-C45	30 × 72 36 × 60	X X
9400 Awning	AP-LC30 AP-LC25	48 × 36 48 × 48	X X
C9700 Patio Door	SGD-R25 SGD-R15	72 × 82 96 × 96	XO XO
C9730 Patio Door (3-panel)	SGD-R20	142 × 82	OXO

U VALUES represent the rate of heat transfer through an object.

‡U VALUES	Testing Data	Ec	Ec w/ argon	Ec+	Ec+ w/ argon
C9100/C9130 Horizontal Slider	U-Value SHGC**	.35* .30	.32* .30	.35* .21	.31* .21
C9200 Single Hung	U-Value SHGC**	.35* .30	.32* .30	.35* .21	.31* .21
9501 Picture Unit	U-Value SHGC**	.31* .32	.27* .32	.31* .23	.27* .23
†C9700/C9730 Patio Door	U-Value SHGC**	.33* .32	.29* .32	.33* .23	.29* .23
9300 Casement	U-Value SHGC**	.30* .26	.28* .26	.29* .19	.26* .19
9400 Awning	U-Value SHGC**	.30* .26	.27* .26	.30* .19	.27* .19

\*Energy Star rated for various national zones. Please visit [energystar.gov](http://energystar.gov) to view specific zone requirements.

\*\* (With no internal muntins)

‡ these Values are subject to change without notice, based on testing and certification cycles

† Super Spacer standard on C9700 Patio Doors

Super Spacer®

## WINPRO SERIES

### HIGH STYLE, HIGH VALUE

The WinPro Series is designed to give homeowners and building professionals a remarkable combination of sleek looks, reliable performance and serious value.

Intelligent design and energy efficiency results in a smart and affordable window with a maximized viewing area. The WinPro Series offers great flexibility in design and options while maintaining excellent structural and thermal qualities.

### DISTINCTIVE LOOKS

The WinPro Series offers a clean, contemporary window design with a variety of grid options and configurations.

### CLEAN, SOLID LINES

WinPro windows have no unsightly accessory grooves, offering clean lines and maximum viewing area.

### SET BACK INSULATED GLASS

The glass units in our WinPro Series windows are set back from the exterior of the frame, presenting a balanced, framed appearance and increasing the stability of larger units.

### COLOR MATCHED HARDWARE

All operable WinPro windows feature color-matched hardware to maintain a unified appearance. The WinPro patio door includes a contemporary-designed, rounded Euro-handle.

### PERFORMANCE

†STRUCTURAL VALUES	Structural Rating	Test	Operation
9100/9130 Horizontal Slider	HS-C30 HS-R20	120 × 60 120 × 72	XOX XOX
9200 Single Hung	H-LC30	48 × 96	X
9011 Picture Unit	F-C35	96 × 60	O
9700 Patio Door	SGD-R25 SGD-R15	72 × 82 96 × 96	XO XO
9730 Patio Door (3-panel)	SGD-R20	142 × 82	OXO

U VALUES represent the rate of heat transfer through an object.

‡U VALUES	Testing Data	Ec	Ec w/ argon	Clear	Ec+	Ec+ w/ argon
9100 Slider	U-Value SHGC**	.34* .32	.31* .32	.49 .64	.34* .23	.30* .23
9200 Single Hung	U-Value SHGC**	.34* .32	.31* .32	.48 .64	.34* .23	.30* .23
9011 Picture Unit	U-Value SHGC**	.32* .35	.28* .35	.47 .70	.31* .25	.27* .25
†9700/9730 Patio Door	U-Value SHGC**	.33* .32	.29* .32	.47 .63	.33* .23	.29* .23

\*Energy Star rated for various national zones. Please visit [energystar.gov](http://energystar.gov) to view specific zone requirements.


\*\* (With no internal muntins)

‡ these Values are subject to change without notice, based on testing and certification cycles


† Super Spacer standard on C9700 Patio Doors

Super Spacer®

## BASIC WINDOW STYLES




Casement



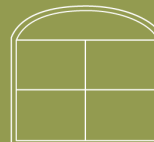
Single-Hung




Picture



Slider



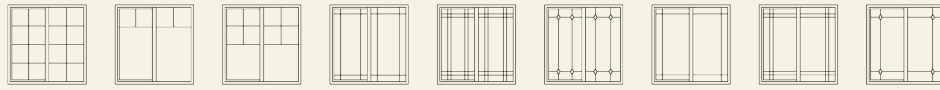
Specialty Shapes



Patio Door

# Grids, Combinations & Options

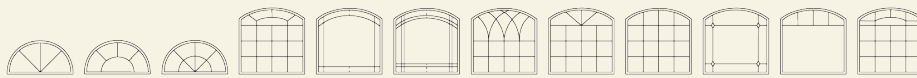
## SLIDER




## SINGLE-HUNG



## SPECIALTY



## UNIQUE COMBINATIONS



## HANDLE & LOCK OPTIONS



AutoLock



CamLock



Casement Multi-Point  
Lock Lever




Patio Door Handle

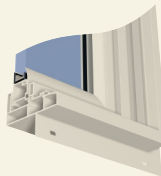


Secondary Lock  
(Patio Door)

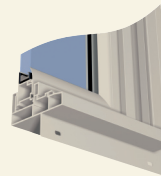
## COLORS



White Frame

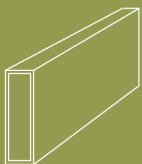


Almond Frame

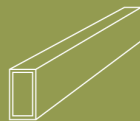


Clay Frame

## GRID TYPES



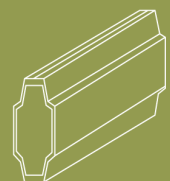
Standard 5/8" Wide Grid



Slimline 5/16" Wide Grid



Pencil Grid



Euro 1" Wide Grid

# WinPro & Cascade Series Windows

## INCREASED ENERGY EFFICIENCY

Energy costs are soaring. Concern for the environment is growing. Together they make energy efficient products essential and many Cascade windows meet Energy Star® guidelines. We offer insulated glass panels with high performance, heat reflective coatings, warm edge spacers and dual weather stripping. Optimum efficiency is achieved by combining our vinyl mainframes with our Ec and Ec+ Low-E glass and our warm edge spacer technology. These features further reduce energy costs while increasing the comfort of your home.

### VINYL

Cascade vinyl windows ensure consistency of quality in materials, lifespan and low maintenance. Our vinyl windows never need painting, saving you time and money. You will also appreciate a reduction in energy costs due to the energy saving performance of Cascade windows.

### DUAL PANE GLASS

While a single pane was once standard, our dual pane windows keep you comfortably insulated from even the worst elements. As quiet as they are energy efficient, our windows are sealed with formulated butylene sealant, ensuring long-lasting performance.

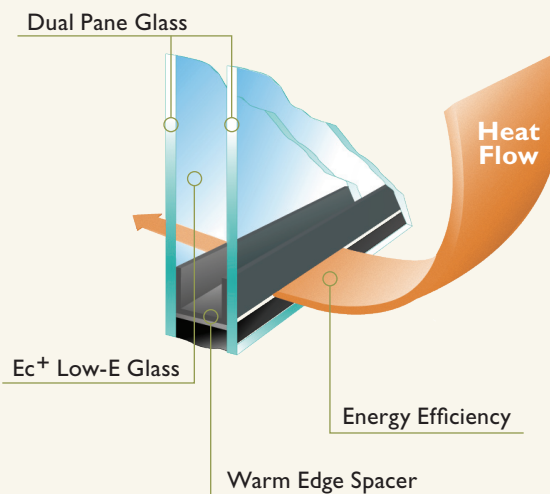
### LOW-E GLASS

Had it with costly air conditioning and heating bills? Our Ec and Ec+ windows deliver superior year-round performance, coated to keep heat in during the winter and out in the summer. Plus, the high performance glass reduces the sun's damaging ultraviolet rays which can fade your carpets, curtains and furniture.

### WARM EDGE SPACER

Cascade's Warm Edge Spacer System conducts less heat through the window. This technology can significantly improve a home's overall energy efficiency and help reduce condensation on the glass.

## SUPERIOR WINDOWS



## CUSTOMIZE WITH CARE

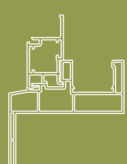
From Colonial to Craftsman, Post-Modern to French Country, Cascade Windows offers style combinations and grid patterns just right for any home. Our versatile product lines allow you to combine styles and features to fit all your window needs.

Grid selection can greatly enhance the appearance of your new windows. At Cascade Windows, we offer an almost unlimited variety of internal grid styles and options. Choose from pencil, slimline or euro varieties. Grid colors available include white, almond, clay, bronze, brass, silver and pewter. The following page shows several available patterns. Of course, our technical services department is always ready to help you select the perfect window design for your home. Simply contact your Cascade Windows representative for assistance.

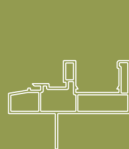
## FRAME STYLES



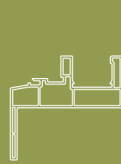
Cascade Wide



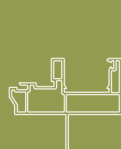
Cascade Flush Fin



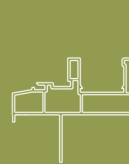
WinPro Wide



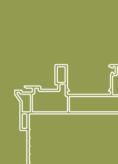
WinPro Flush Fin



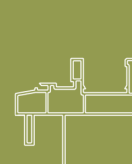
WinPro N



WinPro K



WinPro Z



WinPro J





FRAMING LIFE'S MOMENTS.™

800.442.8544 • [cascadewindows.com](http://cascadewindows.com)

